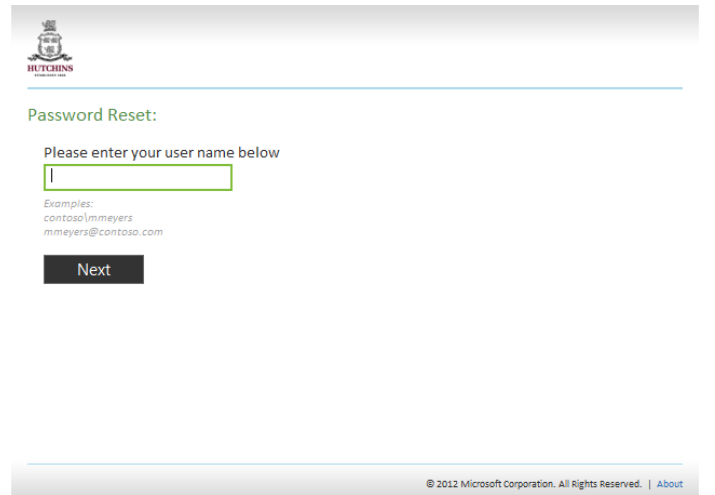
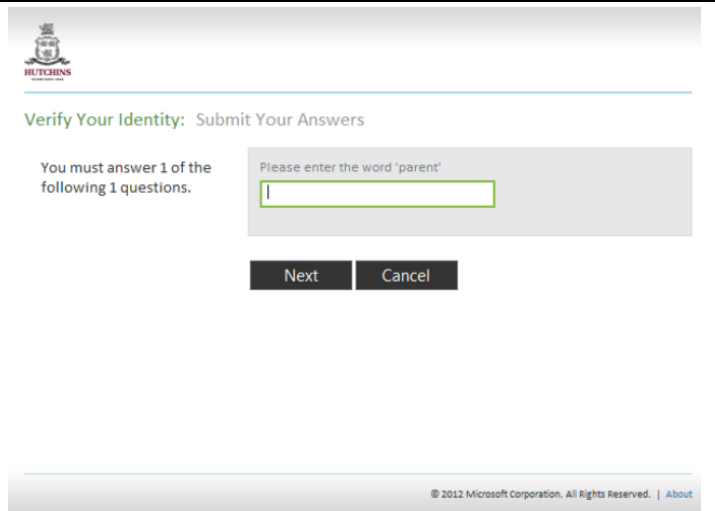
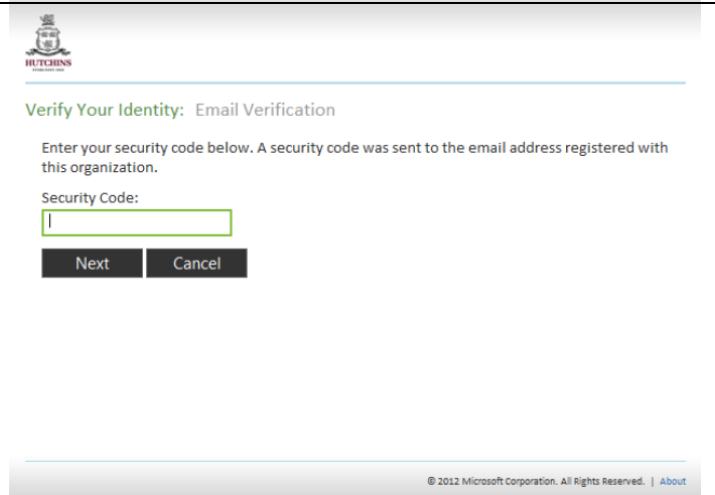
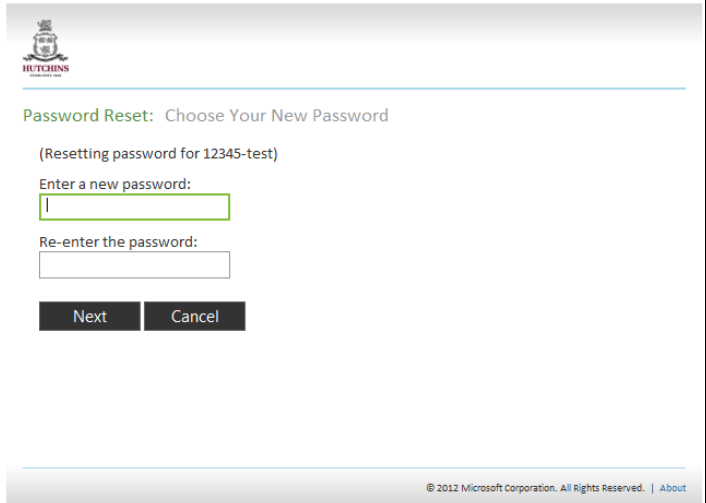


<p>1.</p>	<p>Browse to the following website: https://passwordreset.hutchins.tas.edu.au</p> <p>Enter your username in the box provided. (This is your ID number)</p> <p>If you do not have your ID number, please contact accounts accounts@hutchins.tas.edu.au for assistance.</p> <p>Click Next</p>	
<p>2.</p>	<p>Enter the word parent in the box when prompted (this is to confirm that you are a real person).</p> <p>Click Next</p> <p>Do not close this screen. You will need to come back to this screen to input the security code (see next instruction).</p>	
<p>3.</p>	<p>Check your email for a message from svc-fim-service@hutchins.tas.edu.au</p> <p>Please check your junk mail.</p> <p>Enter the code from the email into the box provided to continue the reset process.</p> <p>Click Next</p>	

4.	<p>Enter a new password.</p> <p>NOTE: Passwords must be 6 characters or longer and you cannot use your last 6 passwords.</p> <p>Click Next.</p>	
5.	<p>Congratulations! You have successfully reset your password.</p> <p>You are now able to access academic information about your son by going to https://rory.hutchins.tas.edu.au</p>	